

stacy asher



design

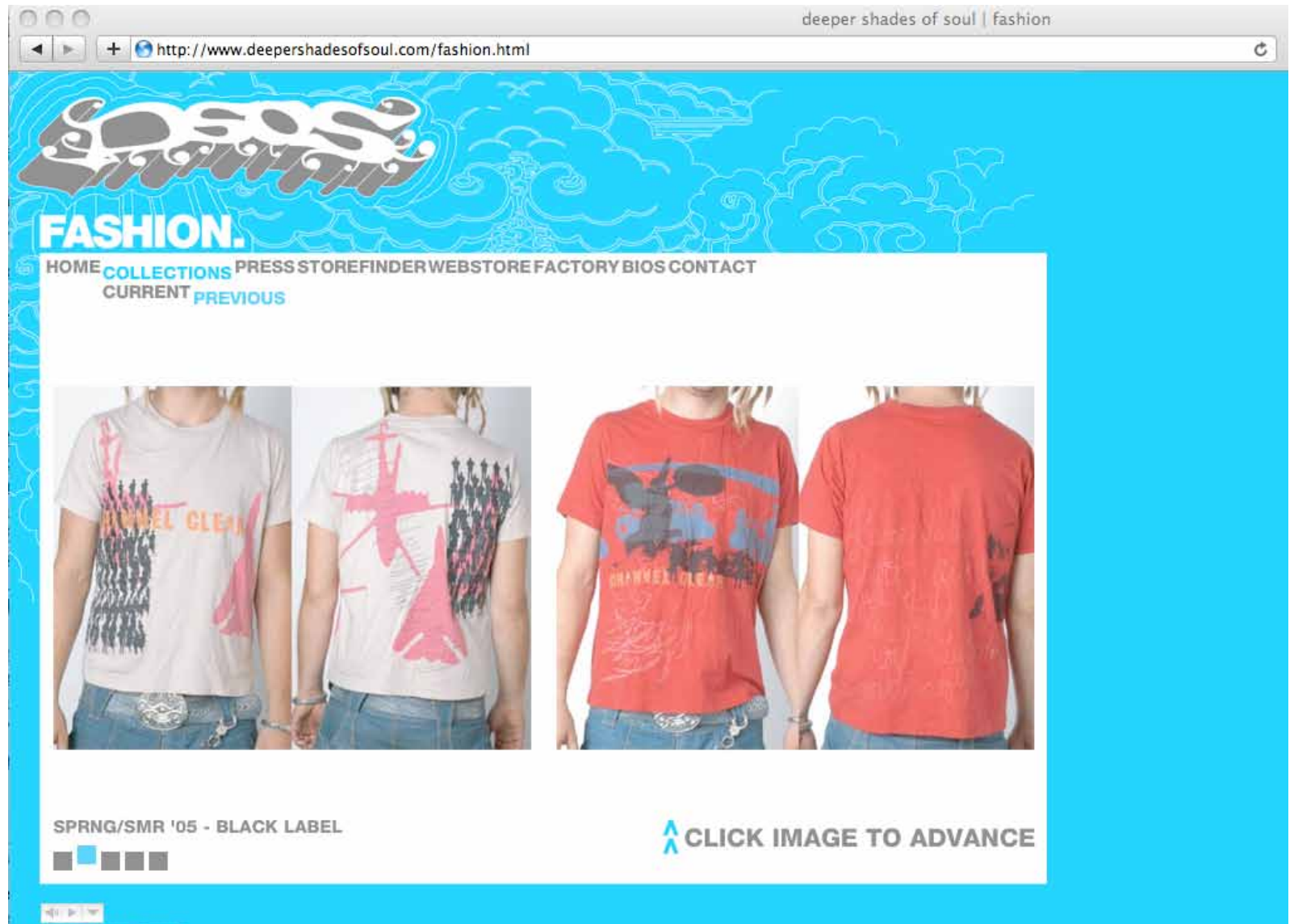


Deeper Shades of Soul

Graphics for Apparel

Spring 2005

www.deepershadesofsoul.com



DSS

PRODUCTIONS.

HOME GRAPHIC DESIGN ILLUSTRATION APPAREL DESIGN FASHION PHOTOGRAPHY CONSULTING BIOS CONTACT PATTERNS MNFG

2727 CHANNEL CLEAR

CLICK IMAGE TO ADVANCE

identity | fashion design

Deeper Shades of Soul

Graphics for Apparel

Spring 2005

www.deepershadesofsoul.com



[click on images to see design samples](#)

identity | fashion design | motion graphics

Deeper Shades of Soul
Graphics for Apparel
Spring 2005

this video was played during the Pool Trade Show
for emerging fashion design.

it was designed to loop continuously on a monitor
in the booth with the display of the fashion
and framed images of the graphics

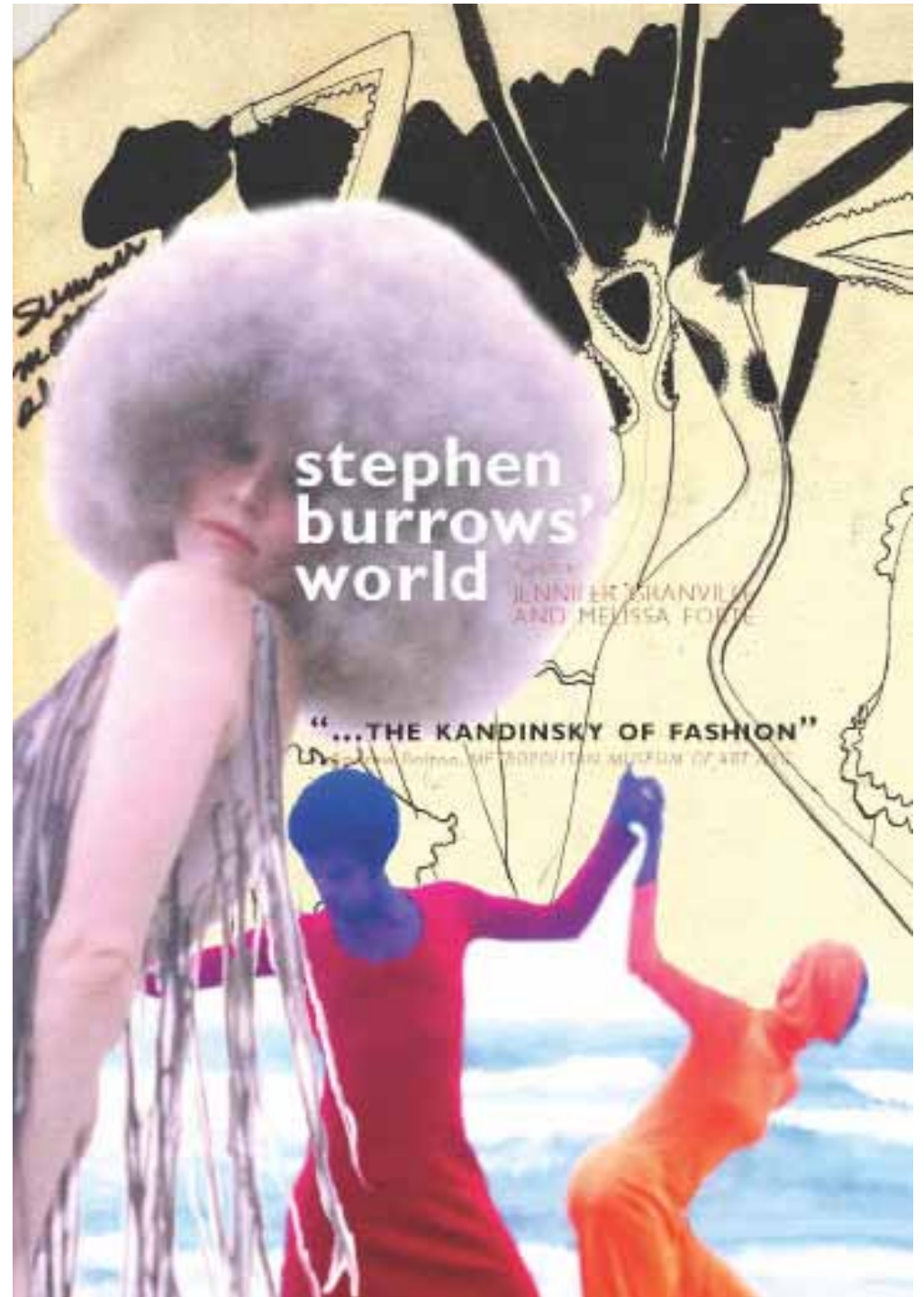


[click on image to see motion graphics](#)

identity | package design | title graphics

stephen burrows world
documentary / feature film

DVD package
title graphics
subtitles




poster design

Lars Müller Publisher
Visiting Designer Lecture Poster

low-tech, low budget production
oversized photocopies were repeated
to create a larger scale promotional item.

www.lars-mueller-publishers.com/e/publishers



identity | print design

Peralta Community College District
promotional postcards for
Animation Workshops for Middle School Students



**IT'S TIME TO...
TOON UP
YOUR FUTURE!**

**Peralta Community College District
Berkeley City College Animation Program**

ANIMATION WORKSHOPS
for Middle School and
High School Students

Experience a fun hands-on introduction to 2D and 3D animation. Create characters, design gags, and make an animated scene while you learn about the basics of animation. Explore career opportunities, take a field trip and learn cartoon timing.

**Contact Pam Stalker to set up 1 - 2 hour workshops on site or at your school!
email pstalker@peralta.edu telephone (510) 587-7809**

www.urltobedetermined.org

 Funded by a grant from the California Community College District Chancellor's Office.

identity | print design

Peralta Community College District
promotional postcards for
Animation Workshops for Middle School Students



Peralta Community College District
Laney College **Media Communications Program**

MEDIA CREATION WORKSHOPS

for Middle School Students

Want to make a movie? Tell a story about your life? Learn how to shoot and edit your film. Put it on the web, and what do you get? Something that's all about you! Don't miss out on the coolest digital media class ever! Study with tv producer and host Zahrah Farmer- Castillo. See you there!

Contact Denise Jennings to set up 1 - 2 hour, year-round workshops on site or at your school! email: djennings@peralta.edu, telephone: (510) 587-7800

www.utah.edu/eternated.org

Funded by a grant from the California Community College District Chancellor's Office.



Peralta Community College District
College of Alameda **GIS Program**

GLOBAL INFORMATION SYSTEMS WORKSHOPS

for Middle School Students

Come join us for 'Introduction to Global Information Systems' and learn about exciting career opportunities in the field.

Contact Bob Grill to set up 1 - 2 hour workshops on site or at your school! email: bgrill@peralta.edu, telephone: (510) 587-2270

www.utah.edu/eternated.org

Funded by a grant from the California Community College District Chancellor's Office.



Peralta Community College District
Merritt College **Microscopy Program**

MICROSCOPY WORKSHOPS

for Middle School Students

Come join us for 'Merritt Meet the Microscopist' and CSI, Oakland - Crime Scene Investigations using microscopes and Live Cell Imaging

Contact Renee Engle to set up 1 - 2 hour workshops on site or at your school! email: rengle@peralta.edu, telephone: (510) 587-7800

www.utah.edu/eternated.org

Funded by a grant from the California Community College District Chancellor's Office.



Peralta Community College District
Berkeley City College **Animation Program**

ANIMATION WORKSHOPS

for Middle School and High School Students

Experience a fun hands-on introduction to 2D and 3D animation. Create characters, design gags, and make an animated scene while you learn about the basics of animation. Explore career opportunities, take a field trip and learn cartoon timing.


Contact Pam Stalker to set up 1 - 2 hour workshops on site or at your school! email: pstalker@peralta.edu, telephone: (510) 587-7800

www.utah.edu/eternated.org

Funded by a grant from the California Community College District Chancellor's Office.

identity | print design

Peralta Community College District
form study for postcard series
Animation Workshops for Middle School Students



Peralta Community College District
Meritt College **Microscopy Program**



alra Community College District
sey College **Media Creation Program**



Peralta Community College District
College of Alameda **Global Information Systems Program**



Peralta Community College District
Berkeley City College
Animation Program



message from the chair

GARRISON ROOTS Professor and Chair

I would like to take this opportunity to look back on the past year and summarize for you a host of accomplishments while at the same time outline future endeavors. On behalf of the entire faculty and staff, I would like to officially welcome four new distinguished faculty members: Assistant Professor of Art History; Dr. J.R. Park, Assistant Professor of Sculpture; Richard Saxton, Assistant Professor of Painting and Drawing; Françoise Durleee, and Assistant Professor of Painting and Drawing; Joo Y. Woo to our department. These are four exceptionally knowledgeable and gifted individuals who will help us move forward in an extremely dynamic and thoughtful way.

We would also like to thank Professor Jerry Kunkel who has moved into retirement and Dr. Erik Doss who has moved on to a new position at University of Notre Dame for their tremendous sacrifice to the department. We will miss both dearly.

As described in the last newsletter, the department of Art and Art History is currently involved in a fund raising campaign for our new Visual Arts Complex (VAC). Our current efforts to re-engage with our alumni and friends has put us back on the map with several substantial donations earmarked for the new building, programming, scholarships, etc. Thus, we are moving forward with a "hull steam ahead" attitude! Our architectural team of OZ Architecture of Denver/Boulder and Kallman, McKinnell and Wood Architects of Boston have just received the "go ahead" from the University's Design Review Board for Design Development. We believe you will love the current design.

In addition, the bulk of the department moved from Sibell-Wolfe Fine Arts to the "old" Flerring Law Building, while Ceramics and Printmaking have moved into "Marine Street" the old Housing Systems Service Center building where we will take refuge for the next two academic years. Construction on the VAC begins this fall 2007 atop the current footprint and all has been initiated through the generous support of the campus wide student body in recognition of our proud history, the excellent faculty, staff and student accomplishments, all of which we are very pleased and excited about.

As we continue to meet the challenges of a growing department, new faculty, curricular improvement, program development, faculty and staff support are all crucial priorities. In order to provide our undergraduate and graduate students with the finest opportunities within their chosen disciplines, we are stepping beyond the doors of the institution by collaborating with the Boulder community as well as regionally, nationally and internationally. Our previously highlighted programs such as the Visiting Artist Program, the Visiting Scholar Program, ArtsBridge Scholars Program, and the Pre-Collegiate Program continue to grow and thrive.

To commemorate our successes and to bid farewell to our old digs in

Sibell-Wolfe we initiated a two day exhibition and celebration called TOAST. TOAST was an exhibition and reunion of the Art & Art History community marking our new direction in the visual arts. We invited graduate and undergraduate students, alumni, faculty and staff to produce individual site responsive works that previewed on October 5 & 6, 2007.



The new Visual Arts Complex. Proposed design, subject to change.

Construction on the Visual Arts Complex begins this fall 2007 atop the current footprint and all has been initiated through the generous support of the campus wide student body in recognition of our proud history, the excellent faculty, staff and student accomplishments...

In keeping with student desires to "build green", the Visual Arts Complex (VAC) is designed to achieve LEED certification for environmental sustainability. With approximately 90% of Sibell-Wolfe being reclaimed, TOAST was NOT the marked loss of our building, but an opportunity to rethink our environment with a look to the future.

If you haven't been in touch with us recently, please take a minute to fill out and send the card in the back of this newsletter or e-mail to me at garrison.roots@colorado.edu and let us know your current contact information and what you are up to. Also, if you have news about other Arts and Art History alumni and friends' whereabouts and activities, please tell us that as well.

With the continued development of all our programs, along with these many exciting changes, this is a great time to be involved with the Department of Art and Art History and its many valued programs! Your help will make a tremendous difference in the future of these programs and the valuable education they provide the students at CU. There are many ways to get involved with the Department of Art and Art History and I am happy to speak with you about such opportunities at any time. Thank you for your continued interest in the Department of Art and Art History.

University of Colorado Boulder
Department of Art + Art History
Alumni Newsletter

alumni newsletter
message from the chair
Dear alumni, I would like to have this opportunity to look back on the past year and celebrate for you a host of accomplishments...

alumni newsletter
Message from the Chair
Dear Alumni, Parents and Prospective Students,
It is with great pleasure and enthusiasm that I write you a brief account of our most recent events and accomplishments...

alumni newsletter
Message from the Chair
Hello Alumni and Friends,
I recently read the letter below from professor and Chair Garrison Roos. Perhaps you received the same letter. I found it thoughtful and heartfelt...

identity | web design

Nebraska Regional Programs for Students
Who Are Deaf or Hard of Hearing

logotype
web layout

Nebraska Regional Programs
for Students who are
Deaf *or* Hard *of* Hearing

Nebraska Regional Programs for Students Who Are Deaf or Hard of Hearing

logotype
web layout



This program was developed to support the concept of regional programs and cooperative relationships with the school districts, educational service units and consortium of school districts in order to:

Maximize resources in providing programs and services for children who are deaf or hard of hearing;

Provide a network of support and services that will serve as the state infrastructure to link programs together and assist in the enhancement of a child's educational program;

Contain costs now in order to assure future funding;

Provide continued support to quality educational programs, which may include center-based options;

Reinforce the belief that children who are deaf or hard of hearing benefit from education with hearing and deaf or hard of hearing peers;

Continue state leadership and support for a full continuum of placement options for children who are deaf or hard of hearing.

To view the complete State Plan for Services of Students who are Deaf or Hard of Hearing, please download it [here](#).



identity | web design

Nebraska Regional Programs for Students
Who Are Deaf or Hard of Hearing

logotype
web layout



**Central/Western
Nebraska Partnership**
Sue Czaplowski
Coordinator
P.O. Box 2047
Hastings NE 68902-2047
(402) 463-5611 TTY/Voice
FAX: (402) 463-9555
sczaplew@esu9.org

Metro Regional Program
Diane Meyer
Director
10310 Mockingbird Drive
Omaha, NE 68127
(402) 339-2090(v/tty)
diane_meyer@ralstonschools.org

**Northeast
Regional Program**
Jill Hoffart
Coordinator
512 Philip Box 139
Norfolk, NE 68702
(402) 644-2507
JHoffart@npsne.org

**Southeast Nebraska
Regional Program**
Jill Bird
SNRP Coordinator
Rousseau Elementary
3701 South 33rd Street
Lincoln, NE 68506
(402) 436-1896
Fax: (402) 436-1897
jbird@lps.org



identity | print design

Nebraska Regional Programs for Students
Who Are Deaf or Hard of Hearing

letterhead / envelope / business card

Nebraska Regional Programs
for Students who are
Deaf or Hard of Hearing

Rhonda Fleischer
Liason to Nebraska Department of Education

ESU #9, 1117 S. East Street
Hastings, Nebraska 68901
Telephone (402) 463-5611
rfleisch@esu9.org

www.esu13.org

Nebraska Regional Programs
for Students who are
Deaf or Hard of Hearing

Rhonda Fleischer
Liason to Nebraska Department of Education

ESU #9, 1117 S. East Street
Hastings, Nebraska 68901
Telephone (402) 463-5611
rfleisch@esu9.org

Nebraska Regional Programs
for Students who are
Deaf or Hard of Hearing

ESU #9, 1117 S. East Street
Hastings, Nebraska 68901
Telephone (402) 463-5611
rfleisch@esu9.org

identity | web design study

Calico Media
Video Production Services



identity | web design study

Calico Media
Video Production Services



about
video / new media
content development
design + illustration
language
education
consulting
news
contact

client login

Calico Media is a full-service production company delivering exceptional, world-class film and video production along with specific integrated marketing solutions for a variety of business and commercial needs.

Our team initiates creative concepts and develops existing ideas to produce powerful, tailored results for agencies and corporate clients of all sizes.


identity | web design study

Calico Media
Video Production Services



print / publication

Lynn Kirby Retrospective Catalogue
San Francisco Museum of Modern Art




continuous boundaries, printed book, catalogue for retrospective of film maker Lynn Kirby
San Francisco Museum of Art, 2004

A collaboration with Ellen Gould from Vanderbyl Design, San Francisco.

Jeffrey Skoller, "Looking Back From the Middle: The Domestic Lives of Lynn Marie Kirby." Lynn Marie Kirby, ed. *Discrete and Continuous Boundary Problems*.
San Francisco: San Francisco Cinematheque Press, 2004.

print / publication

Lynn Kirby Retrospective Catalogue
San Francisco Museum of Modern Art



[click on image to play movie](#)

continuous boundaries, printed book, catalogue for retrospective of film maker Lynn Kirby
San Francisco Museum of Art, 2004



[Home](#)

[Tutors](#)

[Courses](#)

[Costs](#)

[Booking](#)

[Contact Us](#)

FILM WORKSHOPS FRANCE

is a unique environment devoted to the study of all elements of filmmaking, from writing and directing to shooting, editing and acting. Located in the beautiful midi-Pyrenees region of the Gers in France, the surroundings inspire imagination, creativity and excellence.

A combination of conservatory, film school, vacation and retreat, Film Workshops France have been created to enable working artists, emerging professionals, serious amateurs and students to examine and develop their work or to discover where their talents lie.

Offering high quality, challenging week-long and weekend workshops at every level of ability, from novice to creative professionals, we provide an opportunity to explore, question and experiment, that is often impossible during everyday life.

Away from your everyday world we provide all you need - mountains and cathedrals to feed your inspiration, good food and wine to feed your body and expert teachers to feed your craft!

We have a fantastically talented and diverse group of workshop leaders - all active professionals and teachers from the top film schools in the world - dedicated to making Film Workshops France an experience that will enable you to fulfil your creative potential whilst enjoying an unforgettable holiday.

Whatever workshop you choose, you will live and work closely with your group. Led by instructors whose work inspires you, in a safe environment that encourages risk-taking, you will get to know people from many different backgrounds and cultures, all dedicated to telling their stories and helping you to tell yours.

We look forward to welcoming you and working with you.

Jennifer Granville

Director

Film Workshops France
www.thefilmworkshopsfrance.com



[Home](#)

[Tutors](#)

[Courses](#)

[Costs](#)

[Booking](#)

[Contact Us](#)

FILM WORKSHOPS FRANCE

is a unique environment devoted to the study of all elements of filmmaking, from writing and directing to shooting, editing and acting. Located in the beautiful midi-Pyrenees region of the Gers in France, the surroundings inspire imagination, creativity and excellence.

A combination of conservatory, film school, vacation and retreat, Film Workshops France have been created to enable working artists, emerging professionals, serious amateurs and students to examine and develop their work or to discover where their talents lie.

Offering high quality, challenging week-long and weekend workshops at every level of ability, from novice to creative professionals, we provide an opportunity to explore, question and experiment, that is often impossible during everyday life.

Away from your everyday world we provide all you need - mountains and cathedrals to feed your inspiration, good food and wine to feed your body and expert teachers to feed your craft!

We have a fantastically talented and diverse group of workshop leaders - all active professionals and teachers from the top film schools in the world - dedicated to making Film Workshops France an experience that will enable you to fulfil your creative potential whilst enjoying an unforgettable holiday.

Whatever workshop you choose, you will live and work closely with your group. Led by instructors whose work inspires you, in a safe environment that encourages risk-taking, you will get to know people from many different backgrounds and cultures, all dedicated to telling their stories and helping you to tell yours.

We look forward to welcoming you and working with you.

Jennifer Granville

Director



Time

WEEK-LONG COURSES 2008

Instructors

All our week-long courses run from Saturday to Saturday. Courses do not rely on the use of a computer but you are welcome to bring your own laptop. Final Draft software (Industry standard) will be demonstrated and will be available for purchase at academic rates.

Courses

Mornings are spent in lectures, watching film and practical exercises aimed at improving and sharpening technique, afternoons are spent working individually on screenplays and in one-to-one tutorial time looking at your project in depth. Evenings will be spent eating and drinking and sharing your work with your fellow writers and giving and receiving feedback.

Locations

One afternoon is devoted to sightseeing and/or exploring (optional) and there will be a choice of destinations.

Booking

In 2008 all classes will be held on site at Arriac where there is a swimming pool available for the use of workshop participants (weather permitting), a well stocked kitchen for preparation of snacks and drinks throughout the day and power supply for computers. There is no internet access. Bicycles are available for your use.

Contact Us

Writing with Pictures - Film Art

May 17th - May 24th

Instructors - Melissa Forte and Jennifer Granville

all levels of experience are welcome

A course developed to encourage you to express yourself in pictures - and not necessarily utilising writing in the conventional sense. You can take photographs or moving images whilst you are here to make a completely new piece of work, or you can bring your home movies, family photographs, pictures, music, poetry - whatever inspires you, and we will show you how to turn your ideas and memories into a visual story. Everyone will leave with a DVD of their own film.

Writing and Producing the Short Film

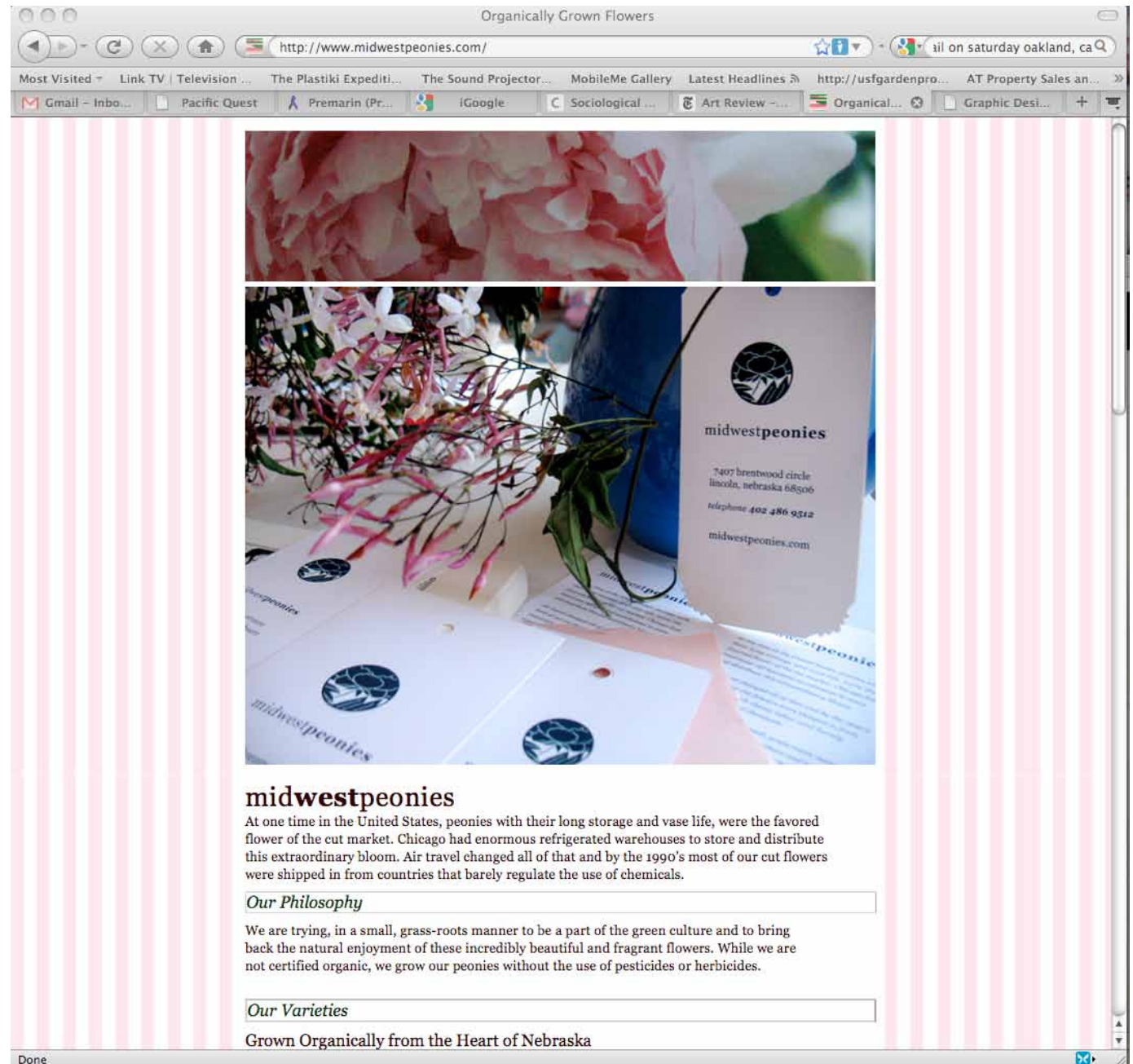
June 14th - June 21st

Instructor - Jennifer Granville

identity | web design

midwest peonies
organic flower grower


www.midwestpeonies.com



Organically Grown Flowers

http://www.midwestpeonies.com/

Most Visited | Link TV | Television ... | The Plastiki Expediti... | The Sound Projector... | MobileMe Gallery | Latest Headlines | http://usfgardenpro... | AT Property Sales an... | Gmail - Inbo... | Pacific Quest | Premarin (Pr... | iGoogle | Sociological ... | Art Review ... | Organical... | Graphic Desi... | +



midwestpeonies

At one time in the United States, peonies with their long storage and vase life, were the favored flower of the cut market. Chicago had enormous refrigerated warehouses to store and distribute this extraordinary bloom. Air travel changed all of that and by the 1990's most of our cut flowers were shipped in from countries that barely regulate the use of chemicals.

Our Philosophy

We are trying, in a small, grass-roots manner to be a part of the green culture and to bring back the natural enjoyment of these incredibly beautiful and fragrant flowers. While we are not certified organic, we grow our peonies without the use of pesticides or herbicides.

Our Varieties

Grown Organically from the Heart of Nebraska

Done

identity | web design

midwest peonies
organic flower grower

www.midwestpeonies.com



identity | web design

midwest peonies
organic flower grower

www.midwestpeonies.com



mid**west**peonies

*flowers. organically grown.
from the heart of nebraska.*

identity | web design

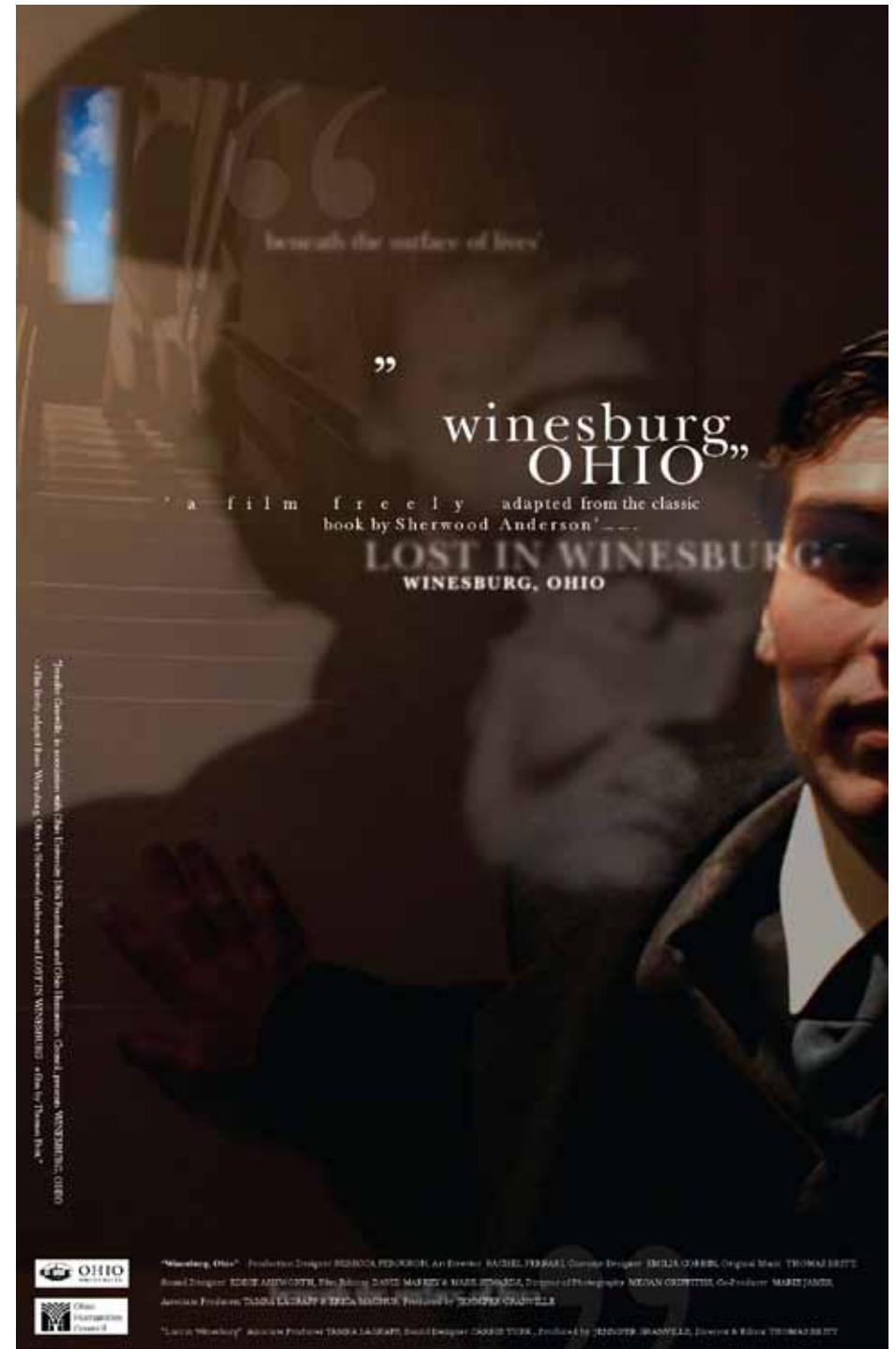
Winesburg, Ohio [feature film]
letterpress design



identity | web design

Winesburg, Ohio [feature film]

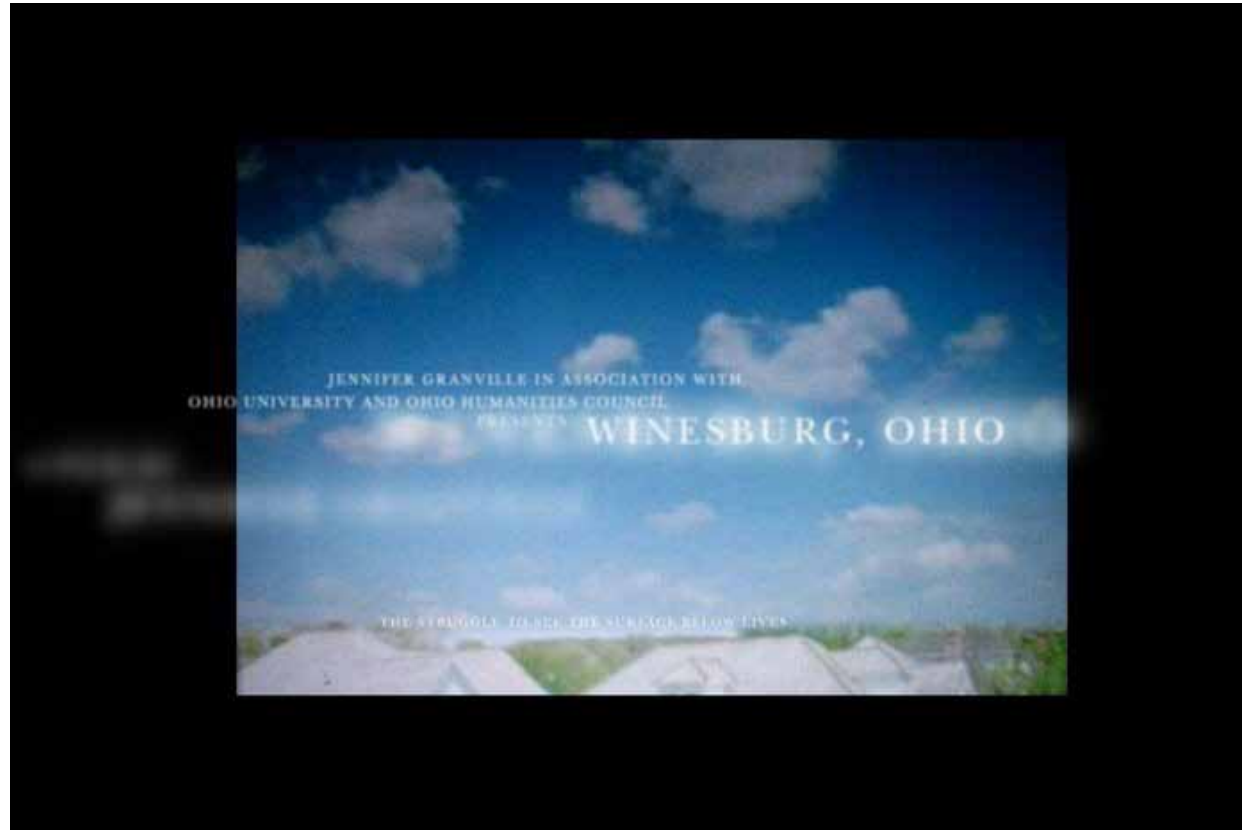
Package Design / DVD Jacket and Disc
DVD Menu Motion Graphics



identity | web design

Winesburg, Ohio [feature film]

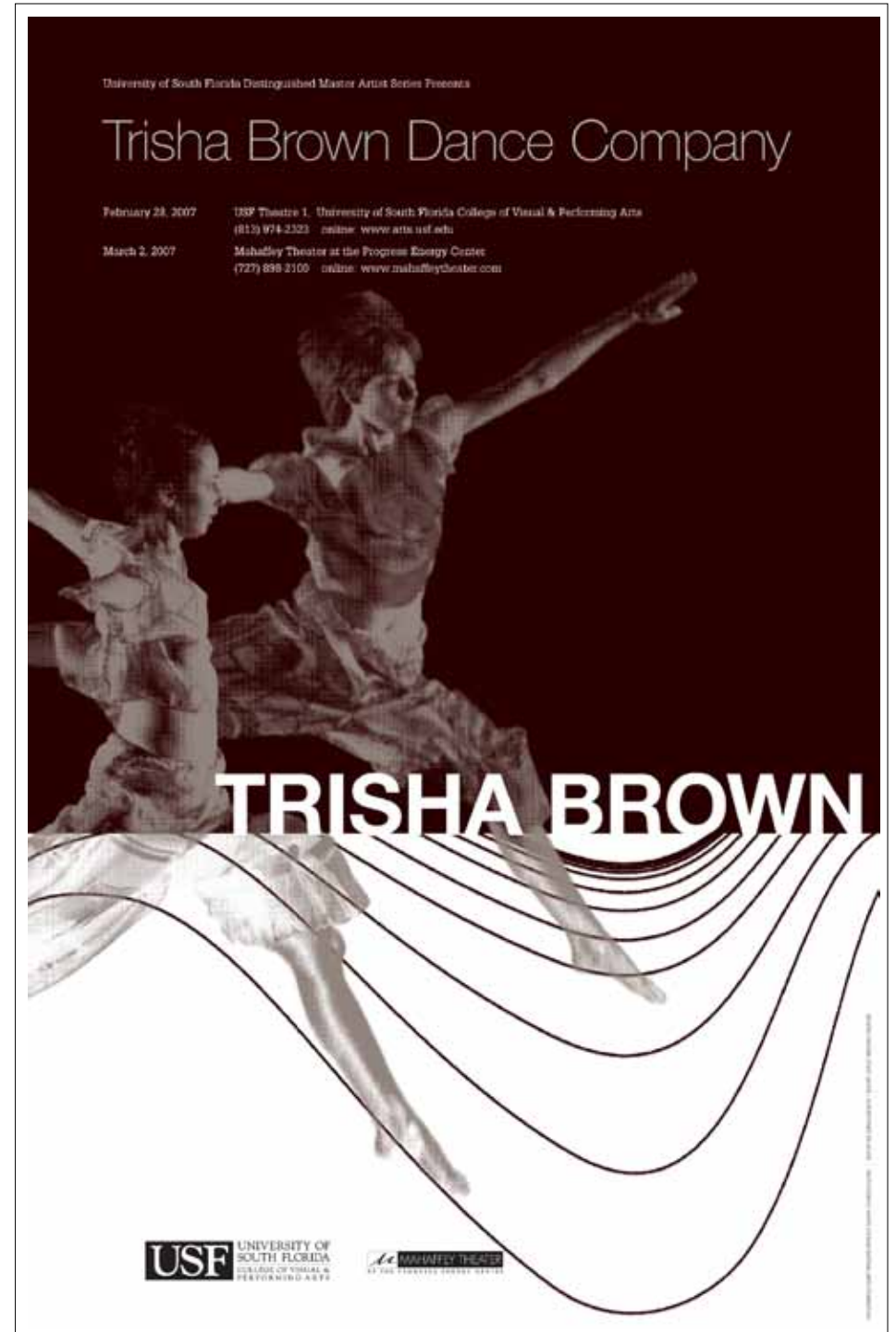
Package Design / DVD Jacket and Disc
DVD Menu Motion Graphics



poster design

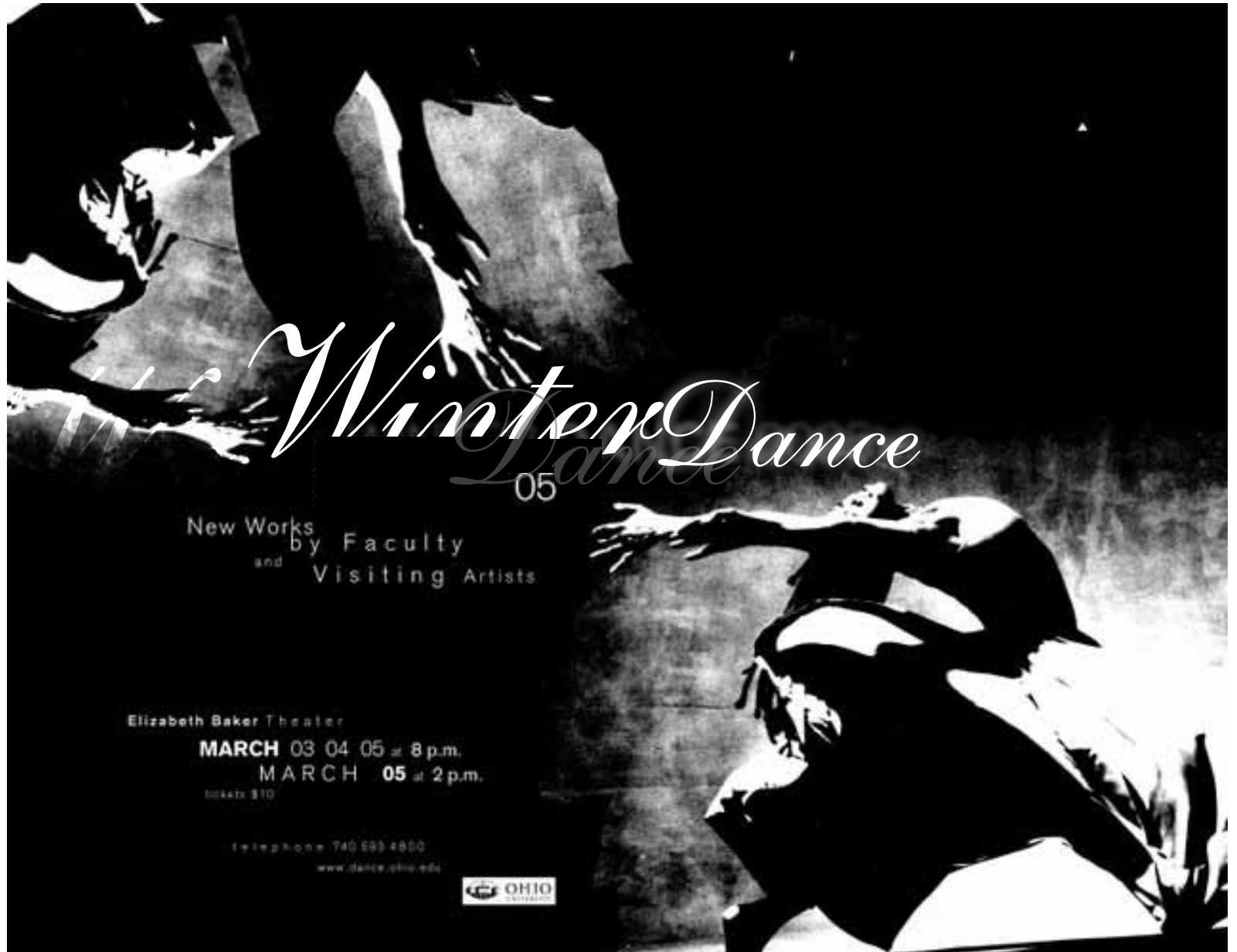
The University of South Florida
Center for Contemporary Art
Trisha Brown Dance Company

collaboration with Christopher Palacios



poster design

Ohio University School of Art
School of Dance
Winter Dance Concert Promotion



poster design

Ohio University School of Art
Art 459 Graphic Design and Social Change
Program Promotion



art459
07131

This course will survey an array of visual styles and printing media, dating from the Russian Revolution to the present. Artistic posters, non-commercial advertisements, and political propagandas are ephemeral- rarely intended to last beyond their immediate moment. Art 459 will research the artistic value of these types of collateral that have served as powerful living reminders of struggles worldwide for peace and social justice. Students will investigate graphic design relating to historical and contemporary movements for social change and will address the power of art/design to inspire people to action.

TUESDAYS 5 - 8 P.M.

WINTER QUARTER 2006

GRAPHIC DESIGN AND SOCIAL CHANGE

OHIO UNIVERSITY
SCHOOL OF ART
ROOM 401
SEIGFRED HALL
STACY ASHER
INSTRUCTOR

OHIO
UNIVERSITY

Ohio University is an Equal Opportunity Institution. Ohio University does not discriminate on the basis of race, gender, governmental service or the National and Military Service.

for Alilment0
translation services company



aliment:)○



for Alilment0
translation services company

a l i r

n e n

n t 0



identity | web design study

for Alilment0
translation services company
www.aliment0.com



click on image to play movie

poster design

Ohio University School of Art
Art 395 Design Media
Animation Screenings Promotions



poster design

Ohio University School of Art
Art 395 Design Media
Teaching Portfolio + Syllabus

**NEW
nMedia**

animation / web design /
video editing / DVD authoring

art 395

Flash / Dreamweaver

Final Cut Pro / DVD Studio Pro

Stacy Asher

Teaching Portfolio

poster design

Ohio University School of Art
Art 395 Design Media
Teaching Portfolio + Syllabus

DESIGN MEDIA LAB II

Spring 2009

SYLLABUS

SCHEDULE

ASSIGNMENTS

Design Media Lab II

Course Number: VA 275-06

One laboratory class session per week,

2 hours 45 minutes per class

Prerequisites: Typography

XARTS Lab 006

Fridays 9:00 a.m. – 11:45 a.m.

Design Media Lab II

Course Number: VA 275-07

One laboratory class session per week,

2 hours 45 minutes per class

Prerequisites: Typography

XARTS Lab 006

Fridays 1:15 p.m. – 4:00 p.m.

Stacy Asher

Telephone: (415) 312-7810

Email: sjasher@usfca.edu

Office Hours:

Tuesday/Thursday 12:00 p.m. – 2:00 p.m.,

by appointment.



Department of Art + Architecture
University of San Francisco

poster design

Ohio University School of Art Art 395 Design Media Teaching Portfolio + Syllabus

DESIGN MEDIA LAB II

Spring 2009

p01

Course Rationale

The course will serve as the sophomore-level preparatory lab for the newly expanded interdisciplinary Design curriculum. This curriculum will offer students a comprehensive design education by providing them fluency with Design Process, Design Research, Digital Literacy, Design Production, Design History, Design Theory/Critical Thinking, and Design Leadership. Design Media Lab II will serve as the second of three courses that concentrate on Digital Literacy, and will serve as a prerequisite for the Digital Literacy course.

Course Description

This course will build upon Design Media Lab I to introduce students to advanced use of the computer as a tool for design process and production. Course work will focus on guided demonstrations and independent project work, with an emphasis on advancing students' basic technical and conceptual fluency with digital media. To successfully complete this course, students will be expected to demonstrate mastery of web-based publishing, basic video production and advanced understanding of the Adobe applications that designers use to create animations, games and inter activity (*Flash CS3, Acrobat*), video manipulation and processing (*Final Cut Pro, DVD Studio Pro*), web-based animation and image manipulation (*InDesign CS3, Photoshop CS3, Illustrator CS3 and Fireworks CS3*), and advanced Internet-based projects (*Dreamweaver CS3*).

This class will challenge students to question and revise their expectations about how new media imagery functions and how meanings are communicated. Technical issues, problem solving strategies and production techniques will be explored through rigorous study with a variety of tools and media.

A central goal for this class is to question choices in digital media and its appropriateness and integrity to different perspectives of content. Students are encouraged to move among various modes of form and content utilizing research and experimentation. Principles of time-based media [sound and time as design elements] are introduced as an interpretation of the students understanding of design methodologies and established 2D design skills.



Department of Art + Architecture
University of San Francisco

poster design

Ohio University School of Art Art 395 Design Media Teaching Portfolio + Syllabus

DESIGN MEDIA LAB II

Spring 2009

p02

Learning Outcomes

1. Demonstrate mastery of *Dreamweaver CS3* through successful completion of individual project exercises, longer term project work, and successful publishing of an independent web site.

2. Demonstrate functional fluency with the *Acrobat*, *Photoshop CS3*, *Illustrator CS3* and *Fireworks CS3* applications—with an emphasis on advanced image manipulation, web-based file formats, advanced gif animation and production, and basic interaction—through successful completion of individual project exercises, longer term project work, and successful publishing of an independent web site.

3. Demonstrate functional fluency with the *Final Cut Pro*, *After Effects CS3*, *DVD Studio Pro* applications—with an emphasis on data importing and exporting, file formats, basic editing, sound collage, and DVD authoring—through successful completion of individual project exercises and longer term project work.

4. Demonstrate functional fluency with the *Flash CS3* application, with an emphasis on animation practice and methodology, animation file formats, animation production and basic interaction, through successful completion of individual project exercises, longer term project work, and successful publishing of an independent web site.

5. Exemplify advanced practice with all of the aforementioned, combining the use of all skills learned to translate complex artwork and data into a final, independent project.

Readings

No required readings for this course.

Grading


In each course within the expanded Design program, an average amount of work, participation and progress at the level expected of a college student will earn a "C" grade. "A" and "B" grades will be awarded to those students whose effort or improvement reaches levels above average. Semester grades will incorporate a variety of factors, notably technical development, engagement with design process, quality of presentation, attendance, effort and level of interest, and participation in class.



Department of Art + Architecture
University of San Francisco

typography + found imagery

Stop Violence Form Study




form as language, printed book, found typography, non-adhesive binding
found typography = anything that already has been designed, printed and distributed.



typography + found imagery

Bump Dent


Creative non-fiction + found object design



typography + found imagery

Bump Dent

Creative non-fiction + found object design



typography + found imagery

Bump Dent



Creative non-fiction + found object design



I created these illustrations with found imagery of navels taken from poular women's magazines like "Cosmopolitan" and "Self."

The pages were created entirely with low-tech photo-reproductions and found imagery.

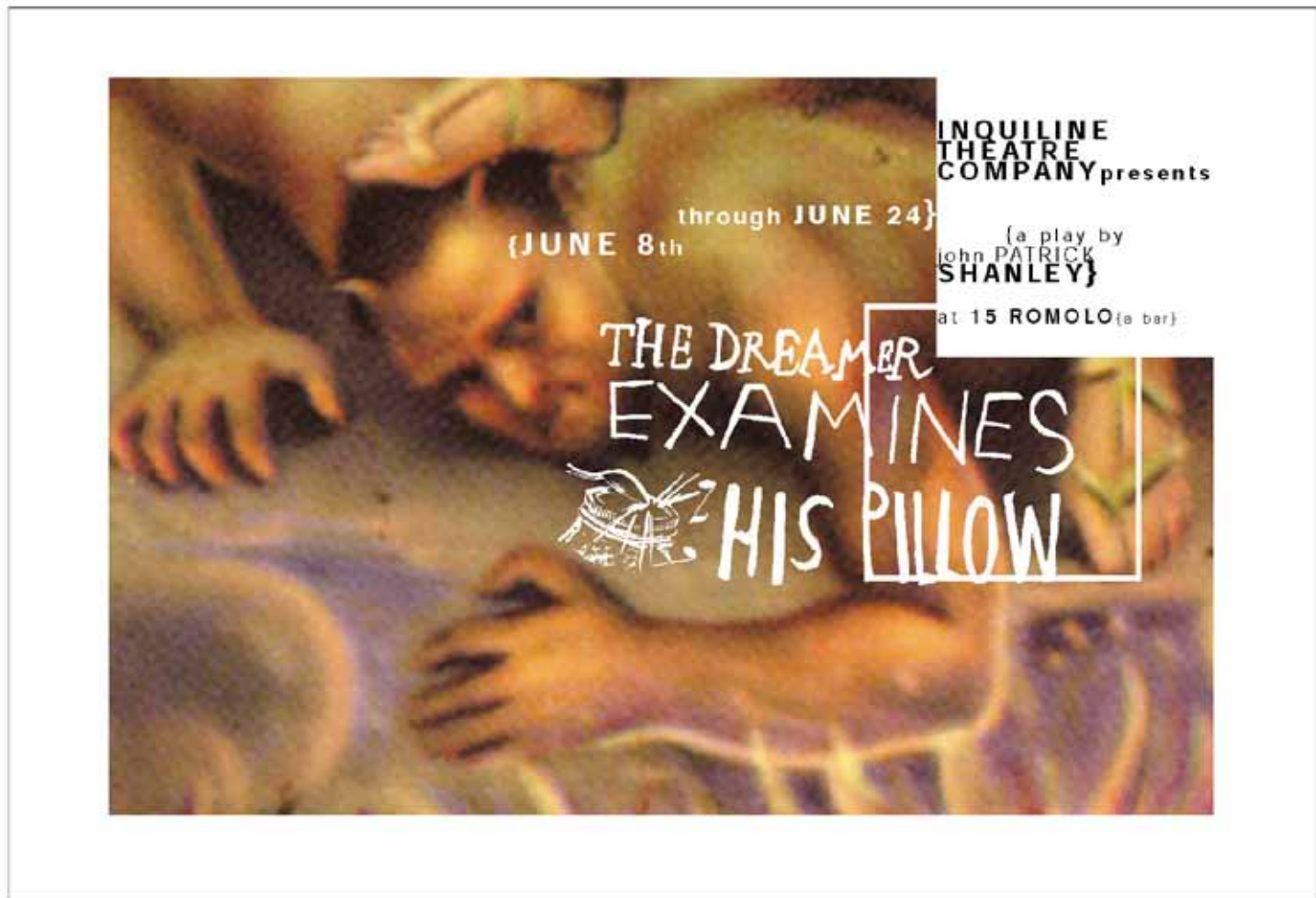
The concept of Bump \ Dent was revealed with belly buttons that are both in and out of the body.



typography + found imagery

Inquiline Theatre Company
San Francisco
Promotional Card

collaboration with Christopher Palacios



Please visit my blog...
www.stacyasher.blogspot.com



The image is a screenshot of a web browser displaying a Blogger blog page. The browser's address bar shows the URL <http://www.stacyasher.blogspot.com/>. The browser's tab bar contains several open tabs, including 'Most Visited', 'Link TV', 'Television', 'The Plaxiki Expediti...', 'The Sound Projector', 'MobileMe Gallery', 'Latest Headlines 3', 'http://uxfgardenpro', and 'AT Property Sales an'. The browser's search bar contains the text 'SEARCH BLOG' and 'Next Blog+'. The main content area features a large, central image of two people on horses, with the text 'in process' overlaid in large, white, lowercase letters. Below the image, there is a section titled 'Twittering from the tractor: smartphones sprout on the farm' with a link to <http://www.cnn.com/2008/TECH/07/02/twitter.farmer/index.html>. To the right of this section is a paragraph of text: 'The projects I have facilitated, [The Pink Dot Experiment, The Black Dot Project] enabled people to reflect on their own experiences in public space and culture. They were intended to address the relationship between aesthetics and social processes and to promote the collaborative process of interdisciplinary creativity.' Below the link is a section titled 'Story Highlights' with a bulleted list: 'Smartphones and online social networks are gaining popularity on farms' and 'Farmers use Internet phones to check weather and monitor...'. The footer of the page contains the text 'Transferring data from i4.yimg.com...' and a small Twitter logo.

http://www.stacyasher.blogspot.com/

Most Visited - Link TV - Television - The Plaxiki Expediti... - The Sound Projector - MobileMe Gallery - Latest Headlines 3 - http://uxfgardenpro - AT Property Sales an

Cmail - Inbox (2... - Premarin (Prma... - Sociological Imag... - Art Review - At... - Film Workshops

SEARCH BLOG - FLAG BLOG - Next Blog+

Create Blog | Sign In

in process

Twittering from the tractor: smartphones sprout on the farm

<http://www.cnn.com/2008/TECH/07/02/twitter.farmer/index.html>

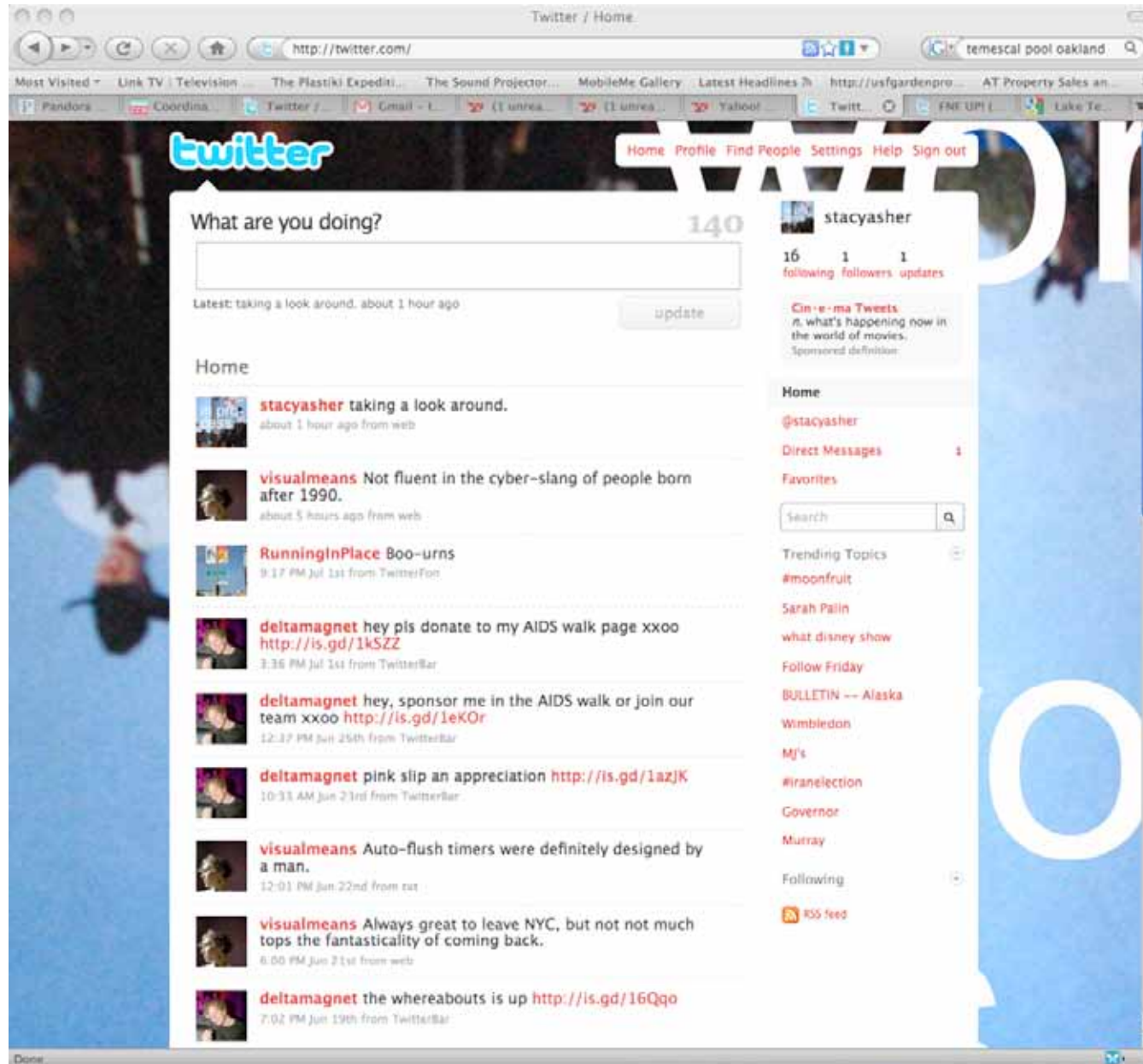
Story Highlights

- Smartphones and online social networks are gaining popularity on farms
- Farmers use Internet phones to check weather and monitor...

The projects I have facilitated, [The Pink Dot Experiment, The Black Dot Project] enabled people to reflect on their own experiences in public space and culture. They were intended to address the relationship between aesthetics and social processes and to promote the collaborative process of interdisciplinary creativity.

Transferring data from i4.yimg.com...

Social Networking Tools



thank you.

